

# Power Systems & Controls

## SERIES SENTRY - WIRELESS BATTERY MONITOR

### You monitor your batteries...

to predict and prevent battery failure and support 24x7 operation of your critical equipment. The best way to ensure the integrity of your backup power system is battery maintenance and a sound battery management program which identifies and predicts battery failure. The **Series SENTRY** wireless battery monitoring system is the most advanced solution!



The **Series SENTRY** is designed to monitor all critical aspects of each sealed or wet cell battery in your equipment string. In addition to monitoring and trending the individual cell measurements, the **Series SENTRY** will also track the overall string voltage and charging status, so you can monitor the internal resistance of each battery while under load.

Battery Manufacturers prefer load test results, while Maintenance Managers prefer "Ohmic Measurements." PS&C maximizes each discipline, collecting impedance measurements while cells are discharging, under load. Proven methodology offers accurate real-time risk assessment data, utilizing customer-selected "GO / Warning / NO-GO" crucial parameters

Each **Series SENTRY** module is connected to the battery with two wires (*this eliminates the long cable harness*) and each **Series SENTRY** draws less than 10 milliamps of power.

In addition to monitoring all critical battery status, PS&C has included as a standard "Ground Fault Detection" and an option, "Hydrogen Detection" for the **Series SENTRY** system feature.



The **Series SENTRY** central system software (loaded on any PC), can notify the user when corrective action is required.

## Standard Equipment Features

- Wireless - absolute isolation
- Continuous cell monitoring
- Continuous battery string monitoring
- Monitors voltage, temp., AC millivolts
- Design life 20+ years
- Checks internal resistance & impedance
- Stores and trends data
- System monitors overall string voltage as well as each cell to ensure accuracy
- Automatic brightness detection
- Audible alarm
- Cell modules have 4 digit LED display;
- **Green** (all parameters normal)
- **Yellow** (parameter warning)
- **Red** (Normal parameters exceeded)
- Cell modules are water proof, acid proof, explosion proof
- Each module has a unique address
- Programmable settings and display information
- 3 year warranty

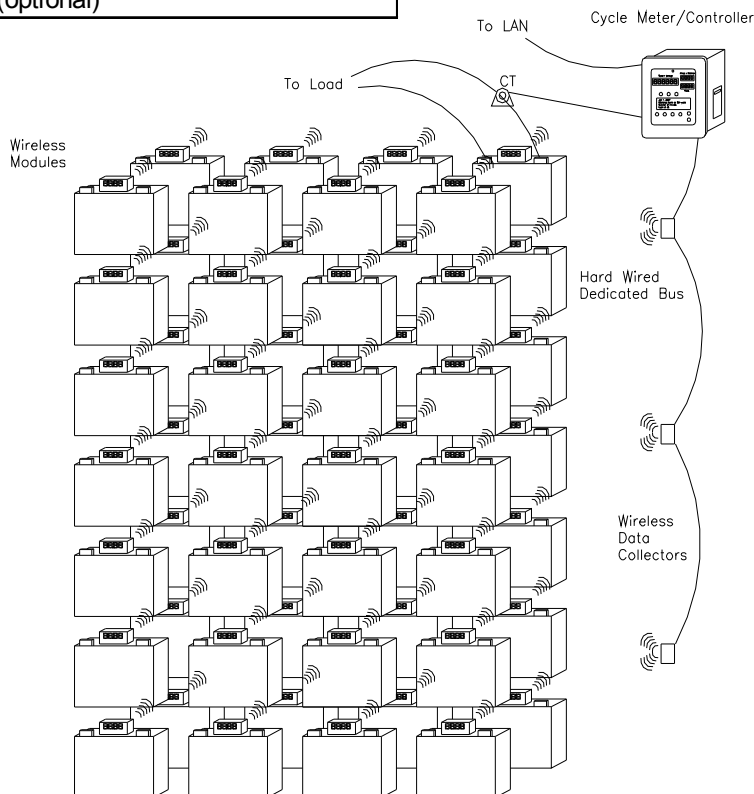
## Communication Features

- System works with or without a PC
- Cycle Meter with integral printer (optional)
- SNMP support over ethernet
- TCP/IP
- Dry contacts
- RS485, RS232 compatible



# System Specifications

SPECIFICATIONS			
Cycle Meter / Controller		String Voltage	
➤ @ 50 Hz / 60 Hz	120 Volts or DC Battery	➤ 0 to 642 volts	
Cell Voltage		Max Number of Strings	
➤ 0 to 20.48 Volts		➤ Unlimited (1 Cycle Meter per string)	
Cell Resistance		Max Number of Cells	
➤ 0 to 32000 Micro Ohms $\pm$ 5%		➤ 250	
Construction		Temperature	
➤ Acid Resistant ABS Polymer		➤ Temp of each Cell Continuously & Ambient	
➤ 4 digit tri-color displays		➤ 0° F to 257° F (Range)	
EVENT READINGS		ACCURACY	
➤ Number of Events	➤ Time Stamp	➤ Voltage	$\pm$ 1.0 %
➤ Cell Voltage	➤ String Voltage	➤ Impedance Cell	$\pm$ 2.0 %
➤ Cell Current	➤ String Current	➤ Impedance String	$\pm$ 5.0 %
➤ Cell Temperature	➤ String Ripple	➤ Temperature	$\pm$ 0.05° F
➤ Discharge Time	➤ String AC Volts	➤ Voltage String	$\leq$ 1.0 %
Special Monitoring			
➤ Ground Fault Detection			
➤ Hydrogen Detection (optional)			



Power Systems & Controls reserves the right to improve, enhance and modify the features and specifications of its products and services without prior notification.

**POWER SYSTEMS**  
**& CONTROLS**  
 THE POWER IS ON!

3206 Lanvale Avenue \* Richmond, VA 23230 \* (804) 355-2803 \* Fax (804) 358-0498 \* Toll Free (888) PSC-POWR  
[www.pscpower.com](http://www.pscpower.com)